

## LG12-12 12Volt 12Ah

### Specifications

Nominal Voltage(V) **12V**

#### Nominal Capacity

20 hour rate	(0.6A	to	10.50V)	<b>12Ah</b>
5 hour rate	(2.04A	to	10.20V)	<b>10.2Ah</b>
1 hour rate	(6.6A	to	9.60V)	<b>6.6Ah</b>
1 C	(12A	to	9.60V)	<b>6.4Ah</b>

Weight **Approx. 4.03kg(8.87Lbs.)**

Internal Resistance (at 1KHz) **Approx. 13 mΩ**

#### Maximum Discharge Current for

5 seconds: **180A**

#### Charging Methods at 25 (77 )

##### Cycle use:

Charging Voltage **13.8 to 14.4V**

Coefficient -5.0mv/ /cell

Maximum Charging Current : **3.6A**

##### Standby use:

Float Charging Voltage **13.50 to 13.80V**

Coefficient -3.0mv/ /cell

#### Operating Temperature Range

Charge **-15 (5 ) to 40 (104 )**

Discharge **-15 (5 ) to 50 (122 )**

Storage **-15 (5 ) to 40 (104 )**

#### Charge Retention (shelf life) at 20 (68 )

1 month **92%**

3 month **90%**

6 month **80%**

#### Case Material

**ABS**

(Option: UL94 HB & UL94 V-0 flame retardant )

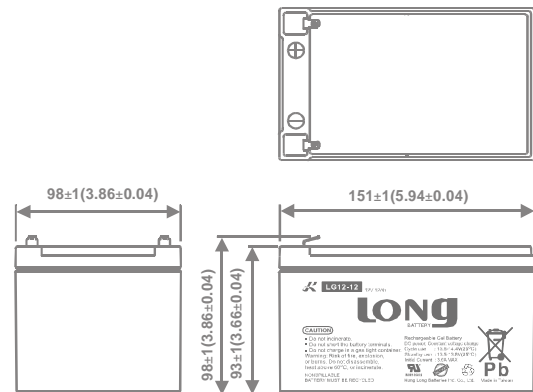
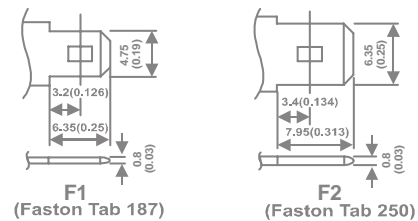
#### Terminal

**F1 or F2 (Faston Tab 187 or 250)**

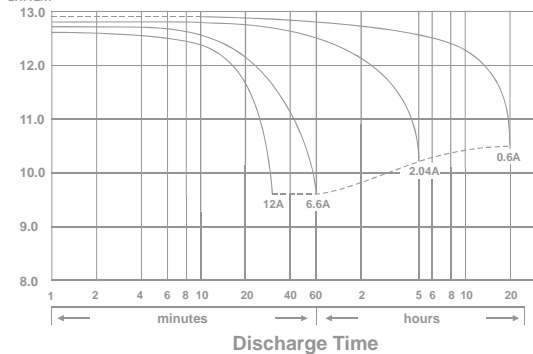


### Dimensions

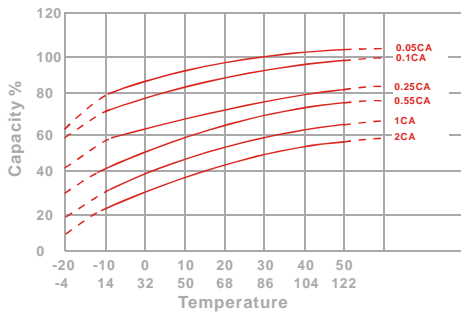
mm(inch)



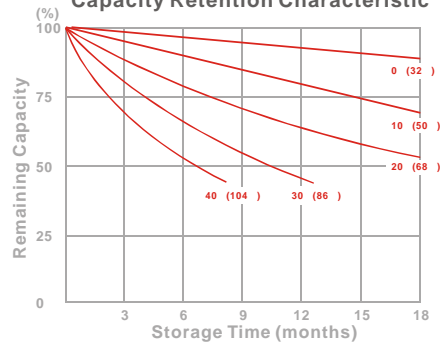
(V) FOR 12V BATTERY Discharge Time VS. Discharge Current (25 )



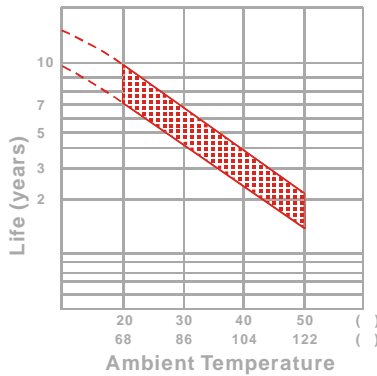
**Effect of Temperature on Capacity 25 (77 )**



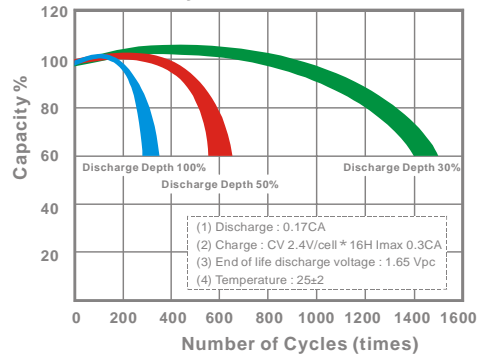
**Capacity Retention Characteristic**



**Trickle (or float) Service Life**



**Cycle Service Life**



**- PERFORMANCE DATA**

**Discharge Rates in Watts to Various End Voltages at 25 (77 )**

End Voltage		1.85V	1.80V	1.75V	1.70V	1.67V	1.65V	1.60V
<b>Time</b>								
5	min	367	416	446	468	479	490	509
10	min	243	278	302	320	329	332	341
15	min	167	205	229	248	253	259	265
30	min	101	118	131	140	143	146	149
60	min	78.4	84.5	87.7	89.6	90.4	91.1	92.0
120	min	45.5	48.2	49.9	51.4	51.9	52.5	53.2
180	min	31.5	33.6	35.1	36.3	36.7	37.2	37.7
240	min	26.2	27.7	28.9	29.8	30.2	30.6	31.1
300	min	23.3	24.2	24.9	25.6	25.9	26.2	26.6
600	min	13.4	13.9	14.3	14.7	14.8	15.0	15.2
1200	min	6.79	7.06	7.29	7.59	7.68	7.77	7.94

**- Discharge Rates in Amperes to Various End Voltages at 25 (77 )**

End Voltage		1.85V	1.80V	1.75V	1.70V	1.67V	1.65V	1.60V
<b>Time</b>								
5	min	32.6	38.4	42.1	45.1	46.4	47.7	50.3
10	min	20.9	24.3	26.6	28.5	29.1	29.6	30.4
15	min	18.2	19.6	20.8	21.7	22.0	22.3	22.9
30	min	10.9	11.7	12.1	12.5	12.6	12.8	13.0
60	min	7.02	7.53	7.76	7.97	8.05	8.12	8.21
120	min	3.63	3.92	4.10	4.25	4.31	4.36	4.42
180	min	2.57	2.78	2.94	3.05	3.09	3.13	3.18
240	min	2.09	2.27	2.39	2.46	2.49	2.52	2.56
300	min	1.92	2.00	2.06	2.11	2.13	2.16	2.20
600	min	1.09	1.14	1.18	1.21	1.22	1.24	1.26
1200	min	0.574	0.598	0.621	0.636	0.642	0.649	0.650

All data on the spec. sheet is an average value:

The tolerance range : X<6min(+15%~-15%), 6min X<10min(+12%~-12%), 10min X < 60min(+8%~-8%), X 60min(+5%~-5%)

130613-1E