

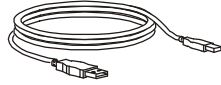
Smart-UPS™ C 1000/1500 VA 120/230 Vac Tower Montaj Kılavuzu

Envanter

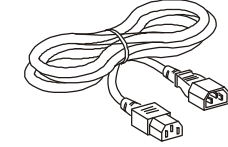
Tüm modeller



(2)



(1)



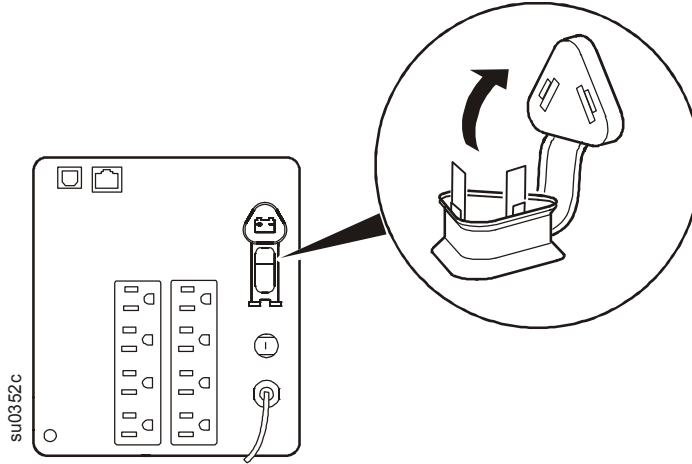
(2)

1000/1500 VA
230 Vac Modelleri

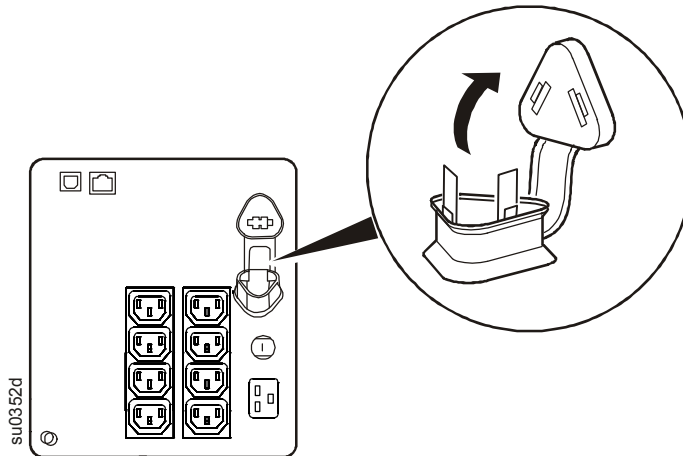
Montaj

Aküyü takın

1000/1500 VA 120 Vac Modelleri



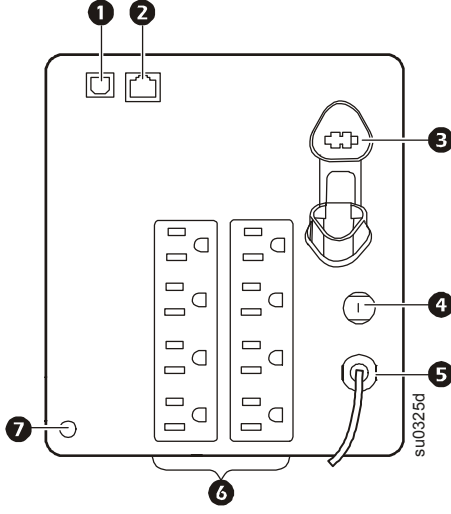
1000/1500 VA 230 Vac Modelleri



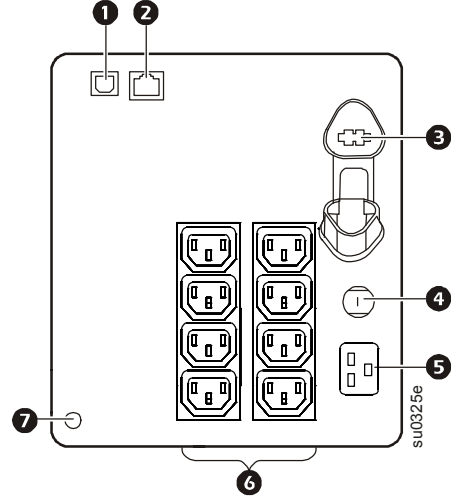
Genel Bakış ve Başlatma

Arka panel özellikleri

1000/1500 VA 120 Vac Modelleri



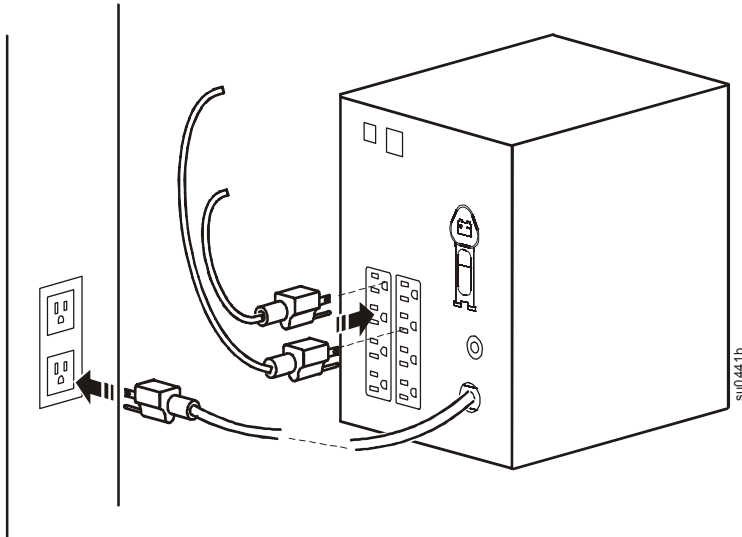
1000/1500 VA 230 Vac Modelleri



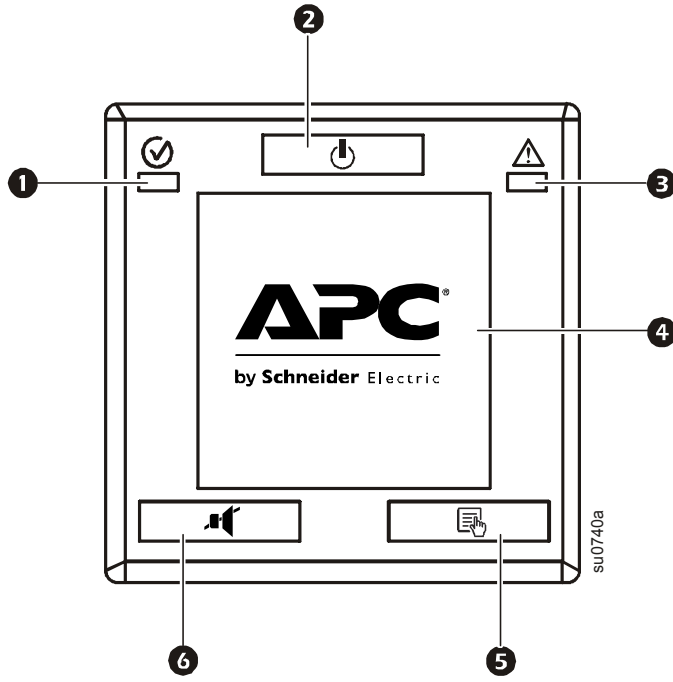
- ❶ USB bağlantı noktası
- ❷ Seri veri bağlantı noktası
- ❸ Akü bağlantısı

- ❹ Devre kesici/Aşırı yük koruması
- ❺ UPS girişi
- ❻ Çıkışlar
- ❼ Şasi topraklama bağlantı vidası (GND)

Elektrik bağlantıları



Ön panel ekran



- ❶ Şebeke Gücü/Akü Gücü LED'i
- ❷ GÜÇ AÇMA/KAPATMA düğmesi
- ❸ Saha Kablo Bağlantı/Sistem Arızası LED'i
- ❹ Ekran arabirimi
- ❺ EKCRAN düğmesi
- ❻ SESSİZ düğmesi

