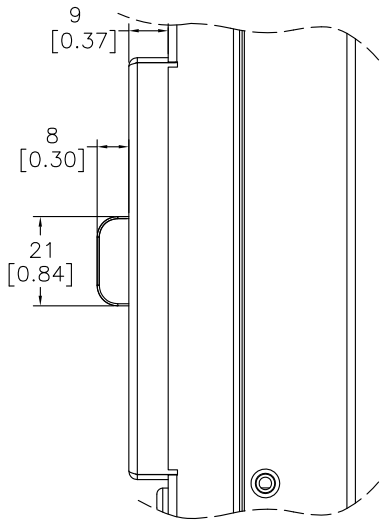
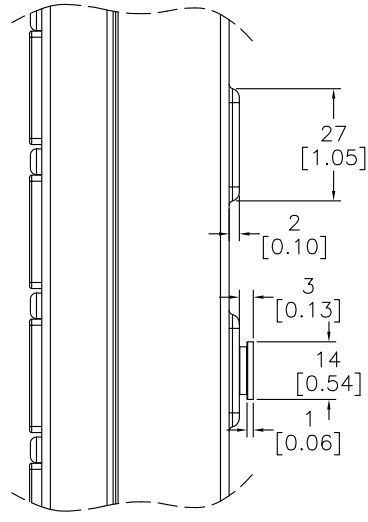



DETAIL A
(IEC 309 32A 2P+E PLUG-ENLARGED)



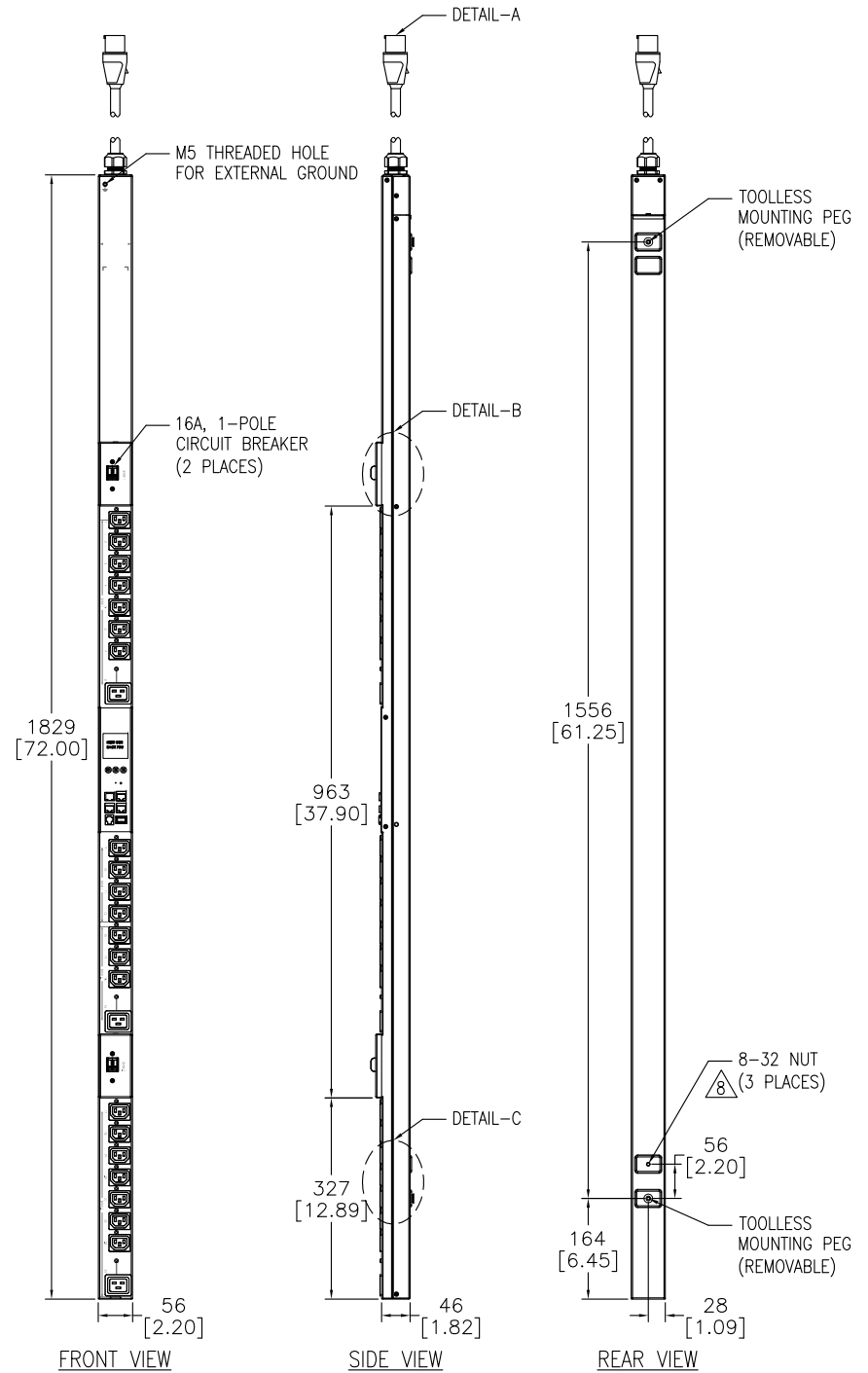
DETAIL-B



DETAIL-C



ISOMETRIC VIEW



FRONT VIEW

SIDE VIEW

REAR VIEW

NOTES:

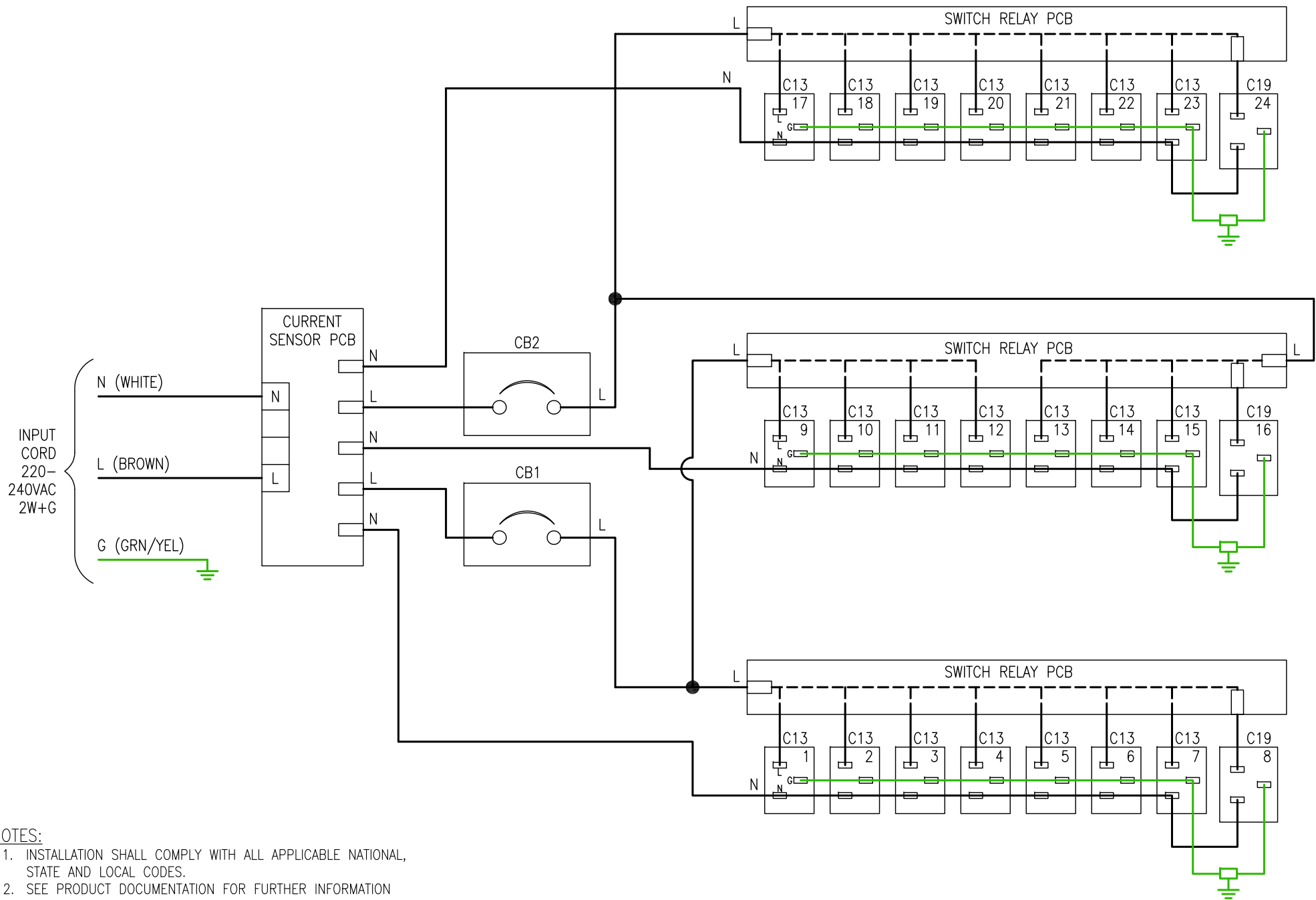
1. INSTALLATION SHALL COMPLY WITH ALL APPLICABLE NATIONAL, STATE AND LOCAL CODES.
 2. SEE PRODUCT DOCUMENTATION FOR FURTHER INFORMATION
 3. UNLESS OTHERWISE SPECIFIED, ALL DIMENSIONS ARE IN MILLIMETERS[INCHES].
 4. NET WEIGHT OF UNIT IS 7.59KG [16.70LBS].
 5. LENGTH OF THE CORD IS 3050MM [120IN].
 6. UNIVERSAL MOUNTING BRACKET IS AN ALTERNATIVE MOUNTING METHOD TO THE TOOLLESS MOUNT FOR 3RD PARTY ENCLOSURES. BRACKET IS PROVIDED WITH THE UNIT. DETAILED INSTALLATION INSTRUCTIONS CAN BE FOUND IN THE PROVIDED DOCUMENTATION.
 7. BRACKET KITS TO MOUNT TO SPECIFIC 3RD PARTY ENCLOSURES ARE AVAILABLE AS OPTIONS.
- △8. REFER TO WARNING LABEL ON REAR OF UNIT FOR SCREW MOUNTING.

THIS DRAWING AND SPECIFICATIONS HEREIN ARE THE PROPERTY OF SCHNEIDER ELECTRIC AND SHALL NOT BE COPIED, REPRODUCED OR USED IN WHOLE OR IN PART, AS THE BASIS FOR THE MANUFACTURE OR SALE OF ITEMS WITHOUT WRITTEN PERMISSION FROM SCHNEIDER ELECTRIC. THIS DRAWING IS BASED UPON LATEST AVAILABLE INFORMATION AND IS SUBJECT TO CHANGE WITHOUT NOTICE.



TITLE: RACK PDU 2C, SWITCHED
ZERO U, 32A 250VAC
INPUT: IEC 309 32A 2P+E
OUTPUT: (2)IEC 320 C13; (3)IEC 320 C19
MAIN MECHANICAL
PROJECT: STD SUBMITTAL DRAWINGS SHEET 1 OF 2

DWG NO:	AP8953	REV:	0
DRAWN BY:	V BUSH	DATE:	20-OCT-10
ENGINEER:	Y JIANG/T HORSTMANN	DATE:	20-OCT-10
APPROVED BY:	M LEPARD/B SHERIDAN	DATE:	20-OCT-10
		THIRD ANGLE PROJ	



NOTES:

1. INSTALLATION SHALL COMPLY WITH ALL APPLICABLE NATIONAL, STATE AND LOCAL CODES.
2. SEE PRODUCT DOCUMENTATION FOR FURTHER INFORMATION
3. THIS DRAWING DEPICTS THE POWER SYSTEM CONNECTIONS AND IS NOT REPRESENTATIVE OF THE PHYSICAL LAYOUT. PLEASE REFER TO MECHANICAL DRAWINGS FOR PHYSICAL LAYOUT.
4. OUTLETS 1-12 ARE CONNECTED TO CB1.
OUTLETS 13-24 ARE CONNECTED TO CB2.

THIS DRAWING AND SPECIFICATIONS HEREIN ARE THE PROPERTY OF SCHNEIDER ELECTRIC AND SHALL NOT BE COPIED, REPRODUCED OR USED IN WHOLE OR IN PART, AS THE BASIS FOR THE MANUFACTURE OR SALE OF ITEMS WITHOUT WRITTEN PERMISSION FROM SCHNEIDER ELECTRIC. THIS DRAWING IS BASED UPON LATEST AVAILABLE INFORMATION AND IS SUBJECT TO CHANGE WITHOUT NOTICE.



TITLE: RACK PDU 2G, SWITCHED
ZERO U, 32A 250VAC
INPUT: IEC 309 32A 2P+E
OUTPUT: (21)IEC 320 C13, (3)IEC 320 C19
ELECTRICAL SCHEMATIC

PROJECT: STD SUBMITTAL DRAWINGS SHEET 2 OF 2

DWG NO: AP8953

DRAWN BY: V BUSH 20-OCT-10
ENGINEER: Y JIANG/T HORSTMANN 20-OCT-10
APPROVED BY: M LEPARD/B SHERIDAN 20-OCT-10

REV: 0
PROJ: ANGLE
N.A.